

OLD DOMINION FURNITURE CO.

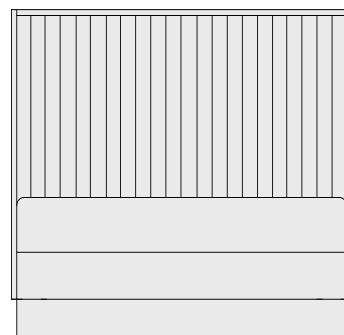


Scan to view online

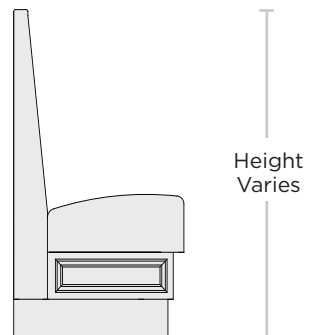
Albemarle Booth

For a simple booth designed with a twist, consider our Albemarle built-to-order booths. Beadboard detailing on the inside backs makes these booths worth a second look, and the molding detail paired with a removable seat will surely seal the deal. Also available with a smooth wood inside back.

For an extra-comfortable seat that exudes form and function, add a back cushion, a crumb rail or wood legs to this style booth.



Length Varies




24"

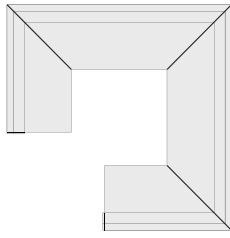
5600 Series

OLD DOMINION FURNITURE CO.

CONFIGURATION OPTIONS



U Booth
Mitered

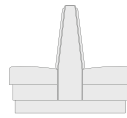


3/4 Corner
Standard



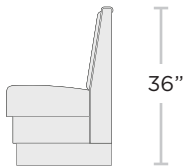
Backless

Single

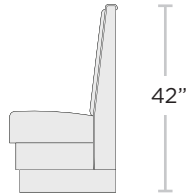


Double

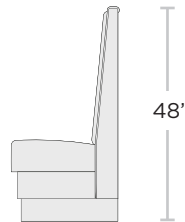
BACK HEIGHT OPTIONS



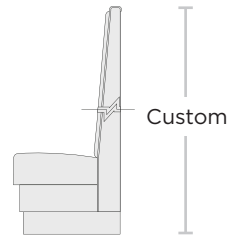
36"



42"

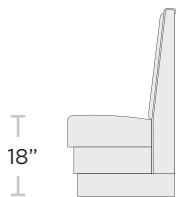


48"



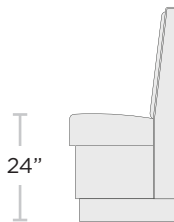
Custom

SEAT HEIGHT OPTIONS



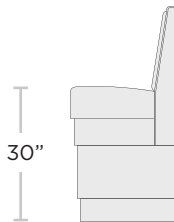
18"

Dining



24"

Counter



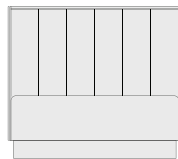
30"

Bar


UPHOLSTERY DETAIL OPTIONS



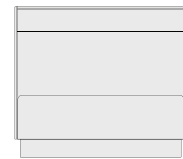
Smooth



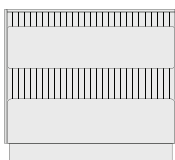
Vertical Channel



Horizontal Channel



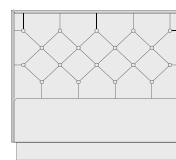
Headroll



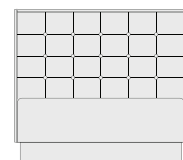
Floating Cushion



Floating Buttons



Diamond Tufted



Biscuit Tufted